

Combi oven

Convotherm maxx pro
easyDial

- 6.10
- 7 slide rails
- Gas
- Boiler
- Right-hinged door



Key Features

- Advanced Closed System+ (ACS+) cooking methods: Steam, combi-steam, hot air
- Advanced Closed System+ (ACS+) with extra functions:
 - Crisp&Tasty - 5 moisture-removal settings
 - BakePro - 5 levels of traditional baking
 - HumidityPro - 5 humidity settings
 - Controllable fan - 5 speed settings
- easyDial: all functions are set in one operating level
- Cleaning Management - ConvoClean: Fully automatic cleaning system, optional single-dose dispensing
- HygieniCare
- TriColor indicator ring - indicates the current operating status
- Steam generated by high-performance boiler outside the cooking chamber
- LED illumination for cooking chamber
- Triple-glazed right-hinged unit door

Standard features

- Cooking methods:
 - Steam (86-266°F) with guaranteed steam saturation
 - Combi-steam (86-482°F) with automatic humidity adjustment
 - Hot air (86-482°F) with optimized heat transfer
- easyDial user interface controls:
 - Convotherm-Dial (C-Dial) central control unit
 - Digital display
- Climate Management
 - Advanced Closed System+ (ACS+), HumidityPro, Crisp&Tasty
- Quality Management
 - Airflow Management, BakePro, multi-point core temperature probe
- Production Management
 - 99 cooking profiles each containing up to 9 steps
 - HACCP data storage
 - USB port
 - Rethermalization function - products are rethermalized at the highest level of quality
 - Preheat and cool down function

Standard features

- Cleaning Management - ConvoClean: Fully automatic cleaning system, optional single-dose dispensing
- HygieniCare:
 - Hygienic handles
- Design:
 - Triple-glazed right-hinged unit door with safety lock, sure-shut function, venting position, and LEDs for illuminating the cooking chamber
 - Steam generated by boiler
 - Adjustable feet with adjustment range between 4 inches and 5 inches
 - Multi-point core temperature probe
 - Integrated recoil hand shower



Convotherm maxx pro easyDial

- 6.10
- 7 slide rails
- Gas
- Boiler
- Right-hinged door



Key Features

- Advanced Closed System+ (ACS+) cooking methods: Steam, combi-steam, hot air
- Advanced Closed System+ (ACS+) with extra functions:
 - Crisp&Tasty - 5 moisture-removal settings
 - BakePro - 5 levels of traditional baking
 - HumidityPro - 5 humidity settings
 - Controllable fan - 5 speed settings
- easyDial: all functions are set in one operating level
- Cleaning Management - ConvoClean: Fully automatic cleaning system, optional single-dose dispensing
- HygieneCare
- TriColor indicator ring - indicates the current operating status
- Steam generated by high-performance boiler outside the cooking chamber
- LED illumination for cooking chamber
- Triple-glazed right-hinged unit door

Options

- Triple-glazed disappearing door - more space and added safety (see page 3)
- Corrections package
- Ethernet port (LAN)
- Available in various voltages
- Sous-vide probe, external connection
- Core temperature probe, external connection (internal core probe standard)

Accessories

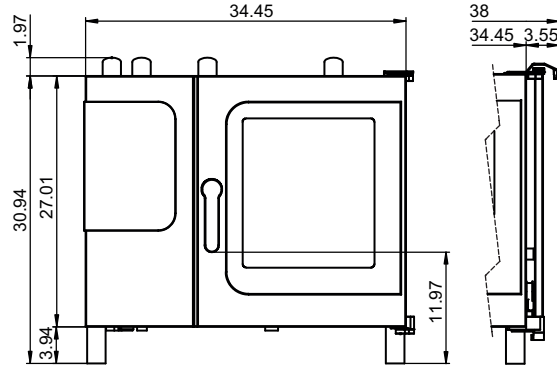
- WiFi and ethernet (LAN) enabled to connect to network solution from Welbilt for updating and monitoring appliances from anywhere
- Signal Tower
- Racks
- Banquet system (optionally as a package or individually): Plate rack, mobile shelf rack, transport trolley, thermal cover
- Stacking stands
- Equipment stands in various sizes and designs

Accessories and services by partners

- Cleaning chemicals for the fully automatic ConvoClean+ cleaning system (multiple-dose and single-dose dispensing)
- Water filtration and reverse osmosis systems and replacement filters
- Installation services available - details in AutoQuotes - availability may vary by region
- Cooking, baking, and roasting cookware

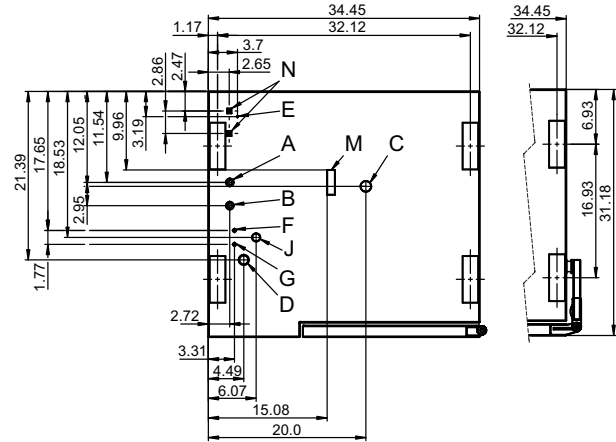
Front view

(disappearing door optional)



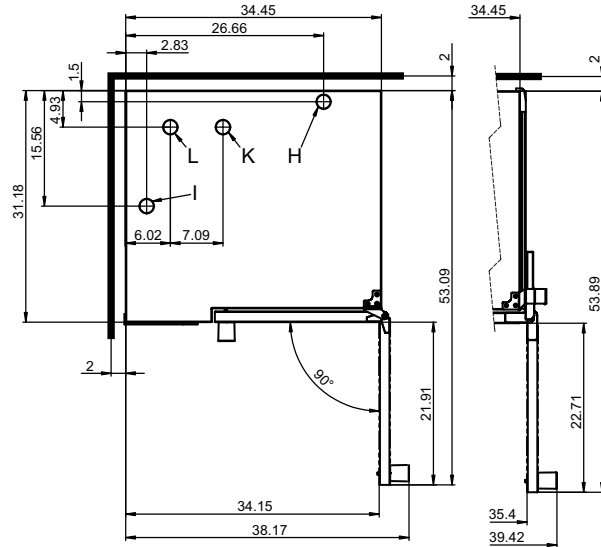
Connection points, bottom of unit

(disappearing door optional)



View from above with wall clearances

(disappearing door optional)



- A Water connection (for boiler)
- B Water connection (for cleaning, recoil hand shower)
- C Drain connection (2" I. D.)
- D Electrical connection
- E Equipotential bonding
- F Rinse-aid connection
- G Cleaning-agent connection
- H Air vent (2" I. D.)
- I Dry air intake (2" I. D.)
- J Gas connection
- K Convection burner exhaust outlet (2" I.D.)
- L Boiler burner exhaust outlet (2" I.D.)
- M Safety overflow 3.2" x 1"
- N Ethernet connection RJ45

Dimensions and weights

Dimensions including packaging

Width x height x depth 44.1" x 41.3" x 37.8"

Weight

Net weight without options* / accessories 284 lbs

Packaging weight 55 lbs

Safety clearances**

Rear	2 "
Right (right-hinged door)	2 "
Right (disappearing door pushed back)	5 "
Left (see installation requirements)	2 "
Top***	39"

* Max. weight of options: 33 lbs.

** Required for the unit to work properly.

*** Depends on the type of exhaust system and the ceiling's characteristics.

Installation requirements

Clearance from heat sources min. 20 "

Recommended clearance for servicing on the left side of the unit min. 20 "

The combi oven must be easily accessible on three sides in order to ensure accessibility for cleaning. Alternatively, use a 6" foot, available upon request.

Loading capacity

Max. number of food containers	
[Unit has 7 slide rails; rail spacing 2.68" max.]	
Steam table pans (12"x20"x1")	7
Steam table pans (12"x20"x2.5")	6
Wire shelves, half size (13"x20")	7
Sheet pans, half size (13"x18")	7
Frying baskets, half size (12"x20")	7
Plates (optional plate rack)	15
Max. loading weight	
Per combi oven	66 lbs
Per shelf level	33 lbs

Electrical supply

120V 1PH 60Hz *	
Rated power consumption	0.6 kW
Rated current	7.5 A
Power supply wire gauge	14 AWG
Conductor insulation rating	194 °F / 90 °C

* Prepared for connection to an energy optimizing system.

The electrical power supply must be connected to a dedicated permanent supply line. Any ground fault circuit interrupters or residual current devices used must be rated for at least 20mA. Do not connect to residential GFCI outlets, as they will cause nuisance tripping on the device.

Gas specifications

Type of gas	Natural gas, propane
Gas connection	1/2" NPT
Flow pressure	
Natural gas	7 (5.5 to 14)" WC
Propane	11 (11 to 14)" WC
Heat output	For Natural gas, propane
Convection burner	37500 BTU/h
Boiler burner	37500 BTU/h

NOTICE: Only one burner comes on at a time.

Water connection

Water supply	
Water supply	Two hoses 1/2" inner diameter with one side 3/4" GHT-F to 3/4" BST The unit is designed for a permanent hookup to the water supply that uses a connecting hose with a minimum diameter of 1/2".
Flow pressure	22 - 87 psi / 1.5 - 6 bar
Drain	
Drain version	Naturally ventilated pipe to open pan or drain/channel
Type	2" inside diameter (comes elbow-shaped as standard)
Slope for drainpipe	min. 3.5% (2°)

Water quality

Water connection A* for boiler,
Water connection B* for cleaning, recoil hand shower

General requirements	Drinking water, typically untreated water
TDS	70 - 360 ppm
Hardness**	70 - 360 ppm (4 - 21 gpg)
pH value	6.5 - 8.5
Cl ⁻ (chloride)	max. 60 ppm
Cl ₂ (free chlorine)	max. 0.2 ppm
SO ₄ ²⁻ (sulfate)	max. 150 ppm
Fe (iron)	max. 0.1 ppm
SiO ₂ (silica)	max. 13 ppm
NH ₂ Cl (monochloramine)	max. 0.2 ppm
Temperature	max. 104°F / max. 40°C

* Please refer to the connection points diagram, p. 2.

** Even if the limits are adhered to, deposits of minerals that do not cause hardness may occur in certain cases. Any measures used to prevent this must be clarified with Technical Support.

NOTICE: The owner/operator/purchaser must ensure that the water quality requirements are met. Otherwise the unit warranty is void.

Water consumption

Water connections A, B	
Average consumption for cooking**	0.8 gph
Required flow rate	4.0 gpm

** Incl. water required for cooling the wastewater.

NOTICE: See connection positions diagram, p. 2.

Emissions

Heat loss	
Latent	2000 BTU/h
Sensible	3300 BTU/h
Drain temperature	max. 140°F / 60°C
Decibel rating	max. 70 dBA

ACCESSORIES

(For more detailed information, please refer to the Accessories brochure.)

Stacking kit

Combinations allowed	6.10 on 6.10 6.10 on 10.10
----------------------	-------------------------------

If combining two gas units

Select the "stacking kit for Convotherm 4 gas units"

If combining one electrical unit and one gas unit in a stacking kit

Select the "stacking kit for Convotherm 4 electrical units" if:

Bottom combi oven	EB/ES
-------------------	-------

Top combi oven	GB/GS
----------------	-------

Select the "stacking kit for Convotherm 4 gas units" if:

Bottom combi oven	GB/GS
-------------------	-------

Top combi oven	EB/ES
----------------	-------

Equipment stand

Standard support surface height	26.38"
---------------------------------	--------